
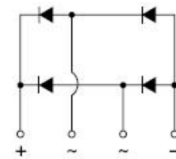


FEATURES

- Rating to 1000V PRV
- Ideal for printed circuit board
- Low forward voltage drop, high current capability
- Reliable low cost construction utilizing molded plastic technique results in inexpensive product
- The plastic material has U/L flammability classification 94V-0
- Weight: 0.0761 ounces , 2.15grams



GBL



Package Marking and Ordering Information

Product ID	Pack	Marking	Qty(PCS)
GBL8005-GBL810	GBL		500

MAXIMUM RATINGS (Ta=25 unless otherwise noted)

CHARACTERISTICS	SYMBOL	GBL 8005	GBL 801	GBL 802	GBL 804	GBL 806	GBL 808	GBL 810	UNIT
Maximum Recurrent Peak Reverse Voltage	V _{RRM}	50	100	200	400	600	800	1000	V
Maximum RMS Voltage	V _{RMS}	35	70	140	280	420	560	700	V
Maximum DC Blocking Voltage	V _{DC}	50	100	200	400	600	800	1000	V
Maximum Average Forward Rectified Current @ Ta=50°C	I _(AV)	8							A
Peak Forward Surge Current 8.3ms Single Half Sine-Wave Super Imposed on Rated Load (JEDEC Method)	I _{FSM}	175							A
Maximum Forward Voltage at 3.0A DC	V _F	1.1							V
Maximum DC Reverse Current @ T _J =25°C at Rated DC Blocking Voltage @ T _J =125°C	I _R	10.0							uA
I ² t Rating for Fusing (t<8.3ms)	I ² t	120							A ² s
Typical Junction Capacitance Per Element (Note1)	C _J	55							pF
Typical Thermal Resistance (Note2)	R _{θJC}	1.8							°C/W
Operating Temperature Range	T _J	-55 to +150							°C
Storage Temperature Range	T _{STG}	-55 to +150							°C

NOTES: 1.Measured at 1.0MHz and applied reverse voltage of 4.0V DC.

Rating and Characteristic Curves ($T_A=25^{\circ}\text{C}$ Unless otherwise noted)

FIG.1-DERATING CURVE FOR OUTPUT RECTIFIED CURRENT

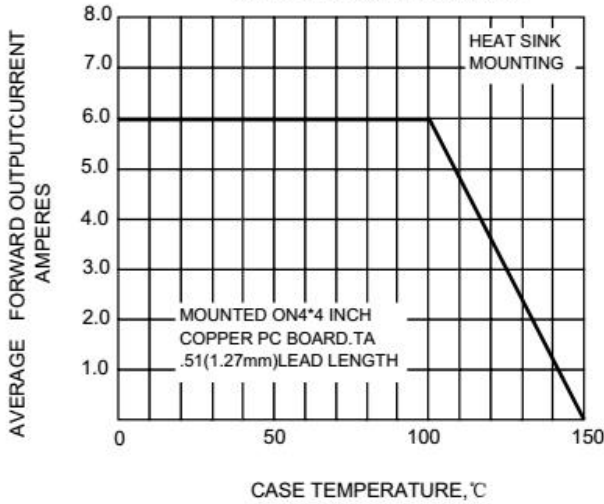


FIG.2 TYPICAL INSTANTANEOUS FORWARD CHARACTERISTIC

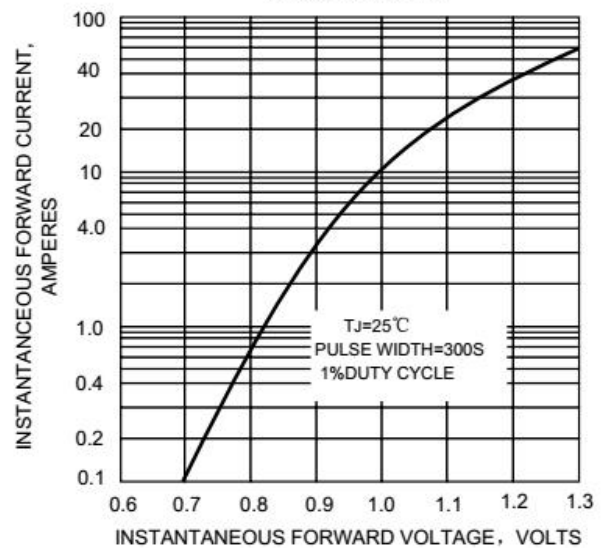


FIG.3-MAXIMUM NON-RETTITIVE PEAK FORWARD SURGE CURRENT

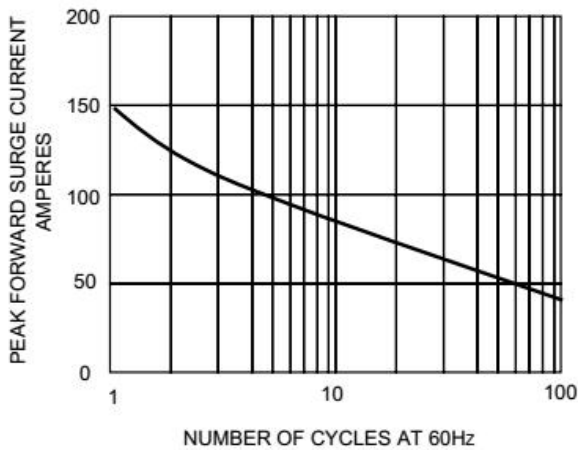


FIG.4-TYPICAL REVERSE CHARACTERISTICS

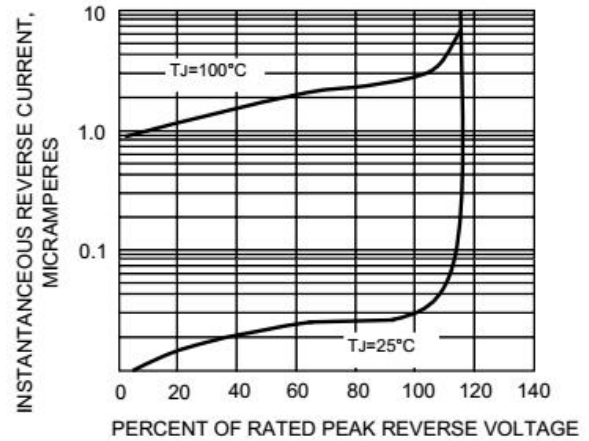
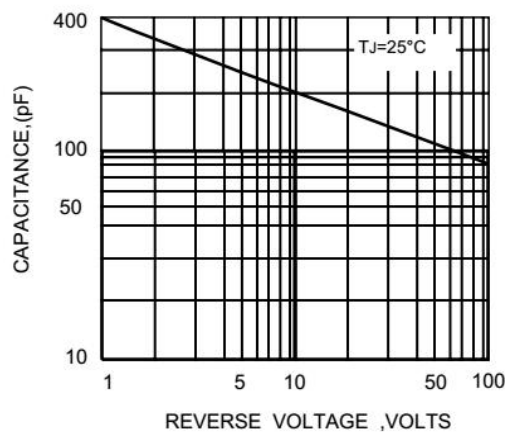


FIG.5-TYPICAL JUNCTION CAPACITANCE PER ELEMENT



GBL Package Outline Dimensions

